

1. Promoting Positive Development Among Youth - Section 2


Promoting Positive Development Among Youth - Section 2

Richard Lerner, Pd.D.
Tufts University

(c) 2006, Richard Lerner, Ph.D.

2. Child

Child




(c) 2006, Richard Lerner, Ph.D.

3.

Child

Child




(c) 2006, Richard Lerner, Ph.D.

4.

Child

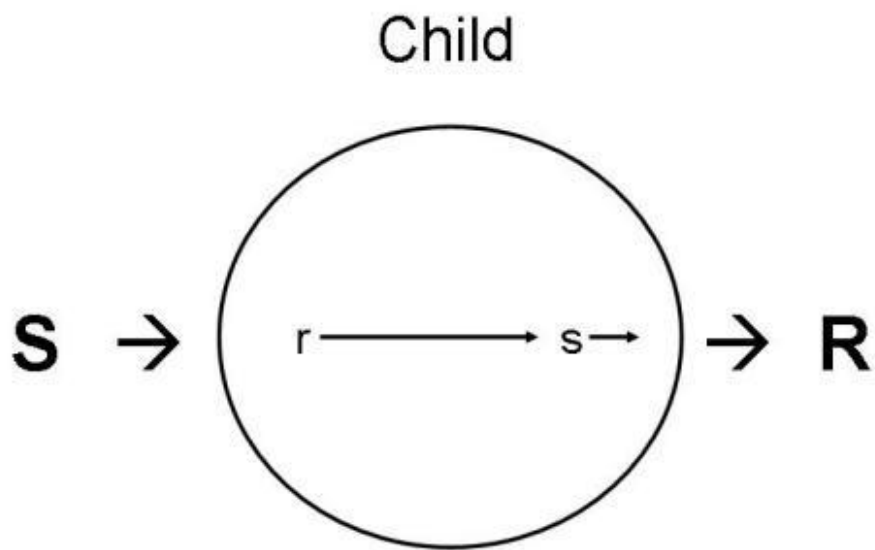
Child



(c) 2006, Richard Lerner, Ph.D.

5.

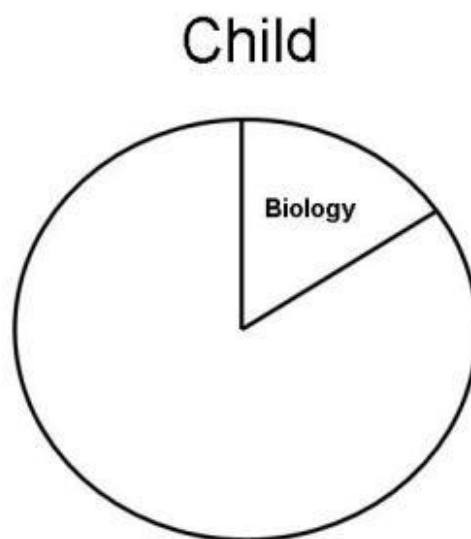
Child



(c) 2006, Richard Lerner, Ph.D.

6.

Child



(c) 2006, Richard Lerner, Ph.D.

7. IQ Correlations

IQ Correlations in Four Studies of Separated MZ Twins

Study	Test	Correlation	# of Pairs
Burt (1955, 1958, 1966)	"Individual Test"	0.86	53
Shields (1962)	Dominos + 2 x Mill Hill	0.77	37
Newman, Freeman, & Holzinger (1937)	Stanford-Binet	0.67	19
Juel-Nielsen (1965)	Wechsler	0.62	12

Source: Adapted from Kamin (1974, p. 35)

(c) 2006, Richard Lerner, Ph.D.

8. Correlations Reported by Burt

Correlations Reported by Burt

	Siblings reared apart		DZs reared together	
	1955 (N = 131)	1966 (N = 151)	1955 (N = 172)	1966 (N = 127)
Intelligence				
Group test	0.441	0.412	0.542	0.552
Individual test	0.463	0.423	0.526	0.527
Final assessment	0.517	0.438	0.551	0.453
School attainment				
Reading, spelling	0.490	0.490	0.915	0.919
Arithmetic	0.563	0.563	0.748	0.748
General	0.526	0.526	0.831	0.831
Physical				
Height	0.536	0.536	0.472	0.472
Weight	0.427	0.427	0.586	0.586

Note: N refers to number of pairs, as reported by Burt.
Source: Kamin (1974, p. 37).

(c) 2006, Richard Lerner, Ph.D.

9. Correlations for MZ Twins

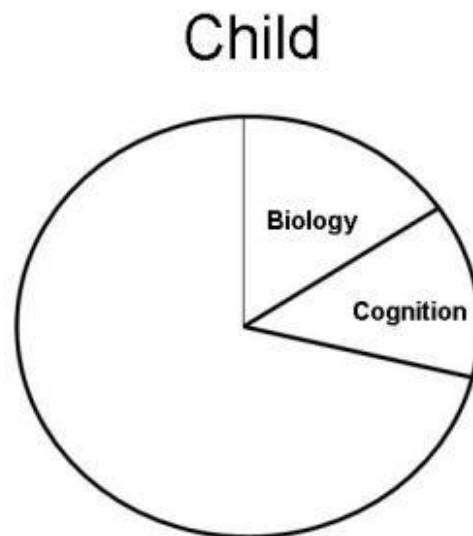
Correlations for MZ Twins, “Group Test” of Intelligence

Source	Twins reared apart	Twins reared together
Burt, 1955	0.771 (N = 21)	0.944 (N = 83)
Burt, 1958	0.771 (N = “over 30”)	0.944 (N = ?)
Conway, 1958	0.778 (N = 42)	0.936 (N = ?)
Burt, 1966	0.771 (N = 53)	0.944 (N = 95)

Source: Kamin (1974, p. 38).

(c) 2006, Richard Lerner, Ph.D.

10. Child

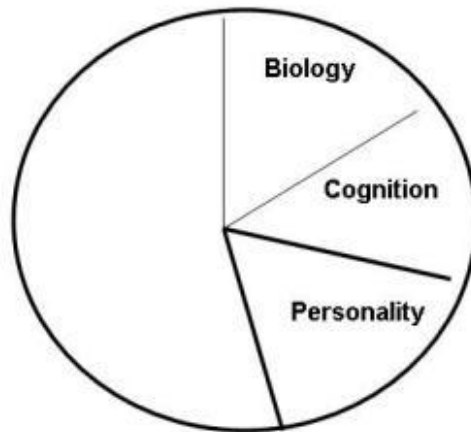


(c) 2006, Richard Lerner, Ph.D.

11.

Child

Child

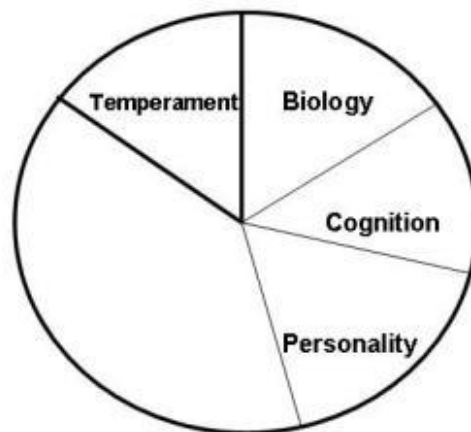


(c) 2006, Richard Lerner, Ph.D.

12.

Child

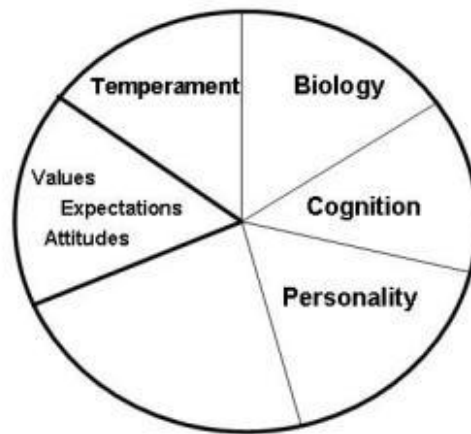
Child



(c) 2006, Richard Lerner, Ph.D.

13. Child

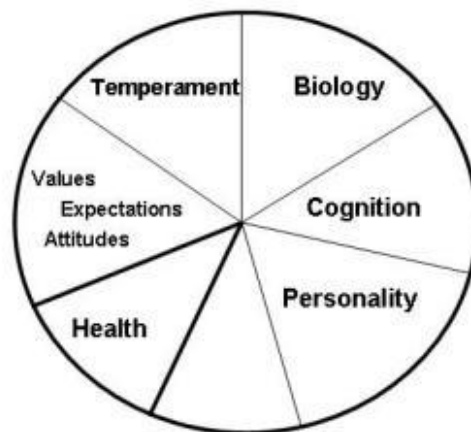
Child



(c) 2006, Richard Lerner, Ph.D.

14. Child

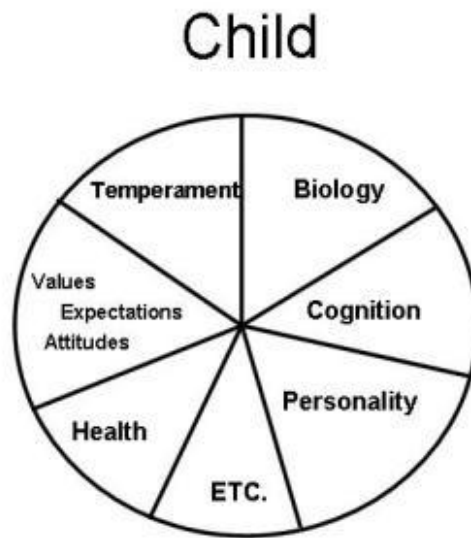
Child



(c) 2006, Richard Lerner, Ph.D.

15.

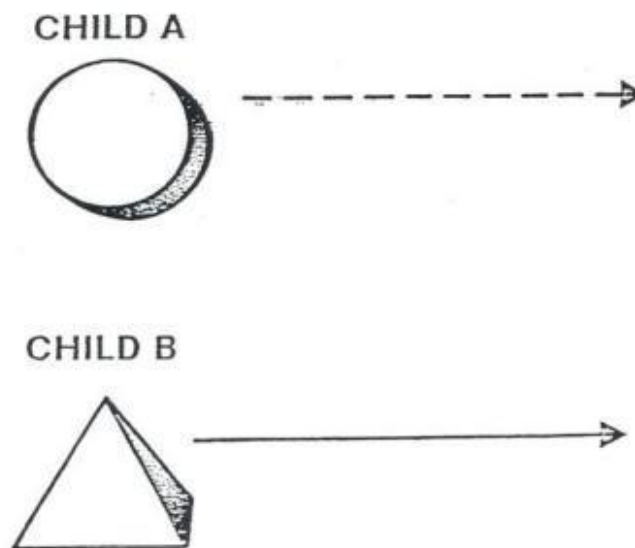
Child



(c) 2006, Richard Lerner, Ph.D.

16.

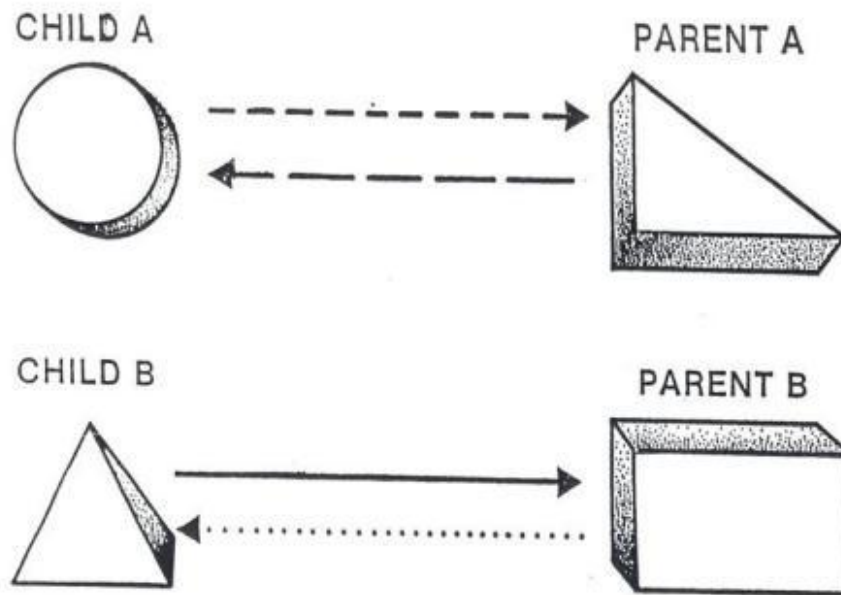
Section 2: Slide 17



(c) 2006, Richard Lerner, Ph.D.

17.

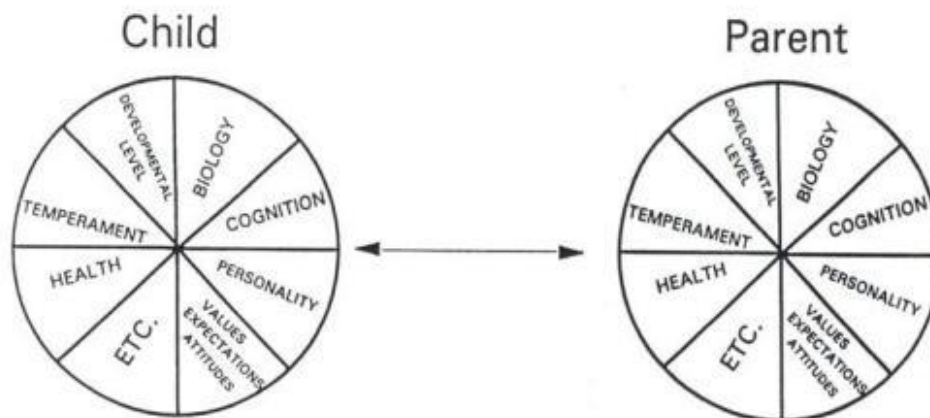
Section 2: Slide 18



(c) 2006, Richard Lerner, Ph.D.

18.

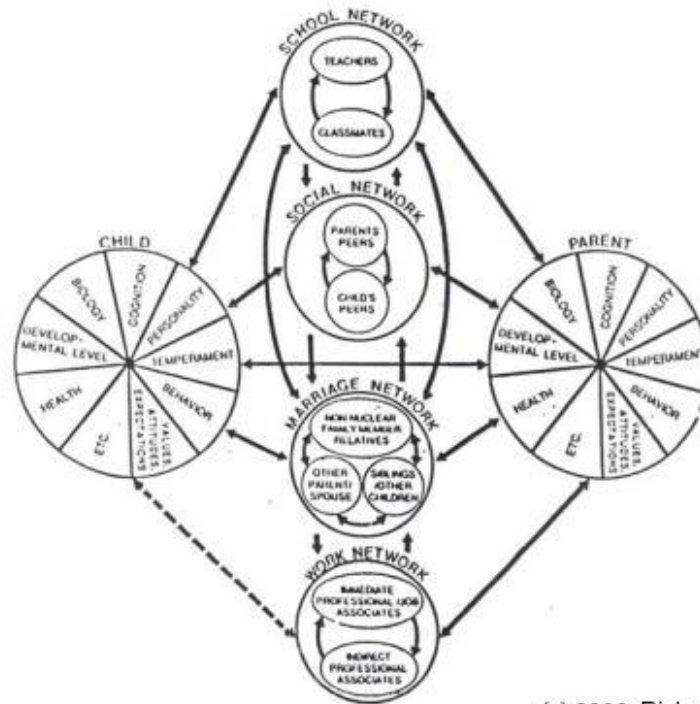
Section 2: Slide 19



(c) 2006, Richard Lerner, Ph.D.

19.

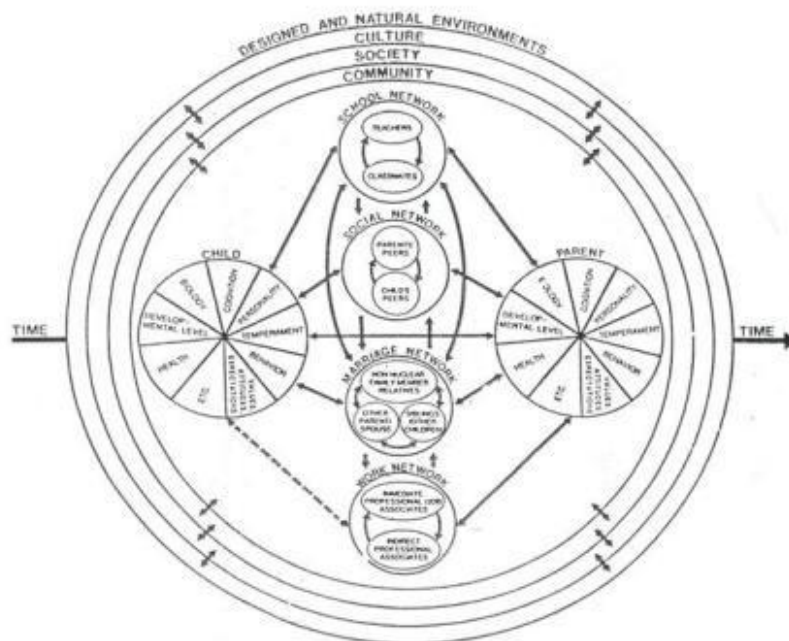
Section 2: Slide 20



(c) 2006, Richard Lerner, Ph.D.

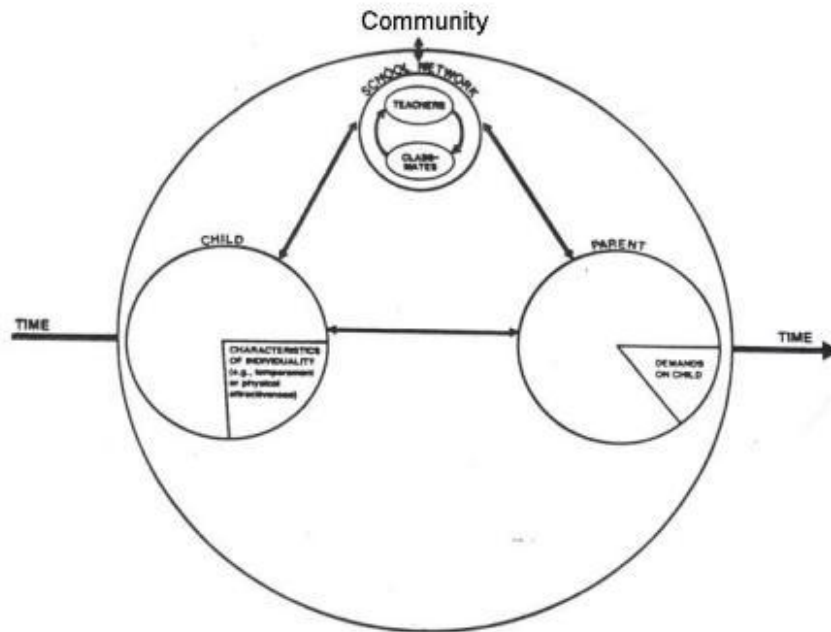
20.

Section 2: Slide 21



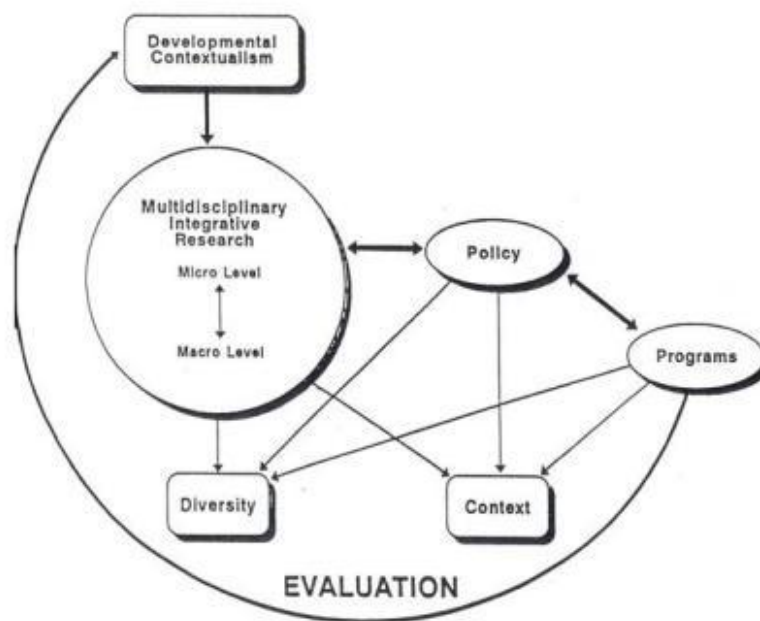
(c) 2006, Richard Lerner, Ph.D.

21. Section 2: Slide 22



(c) 2006, Richard Lerner, Ph.D.

22. Section 2: Slide 23



(c) 2006, Richard Lerner, Ph.D.