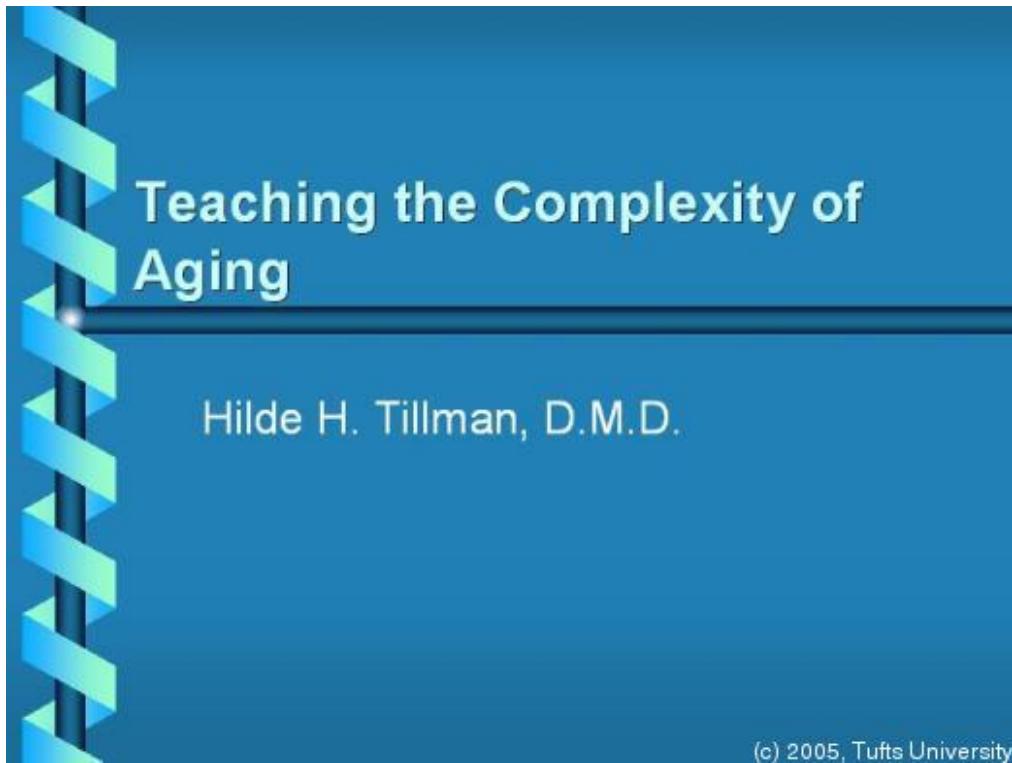
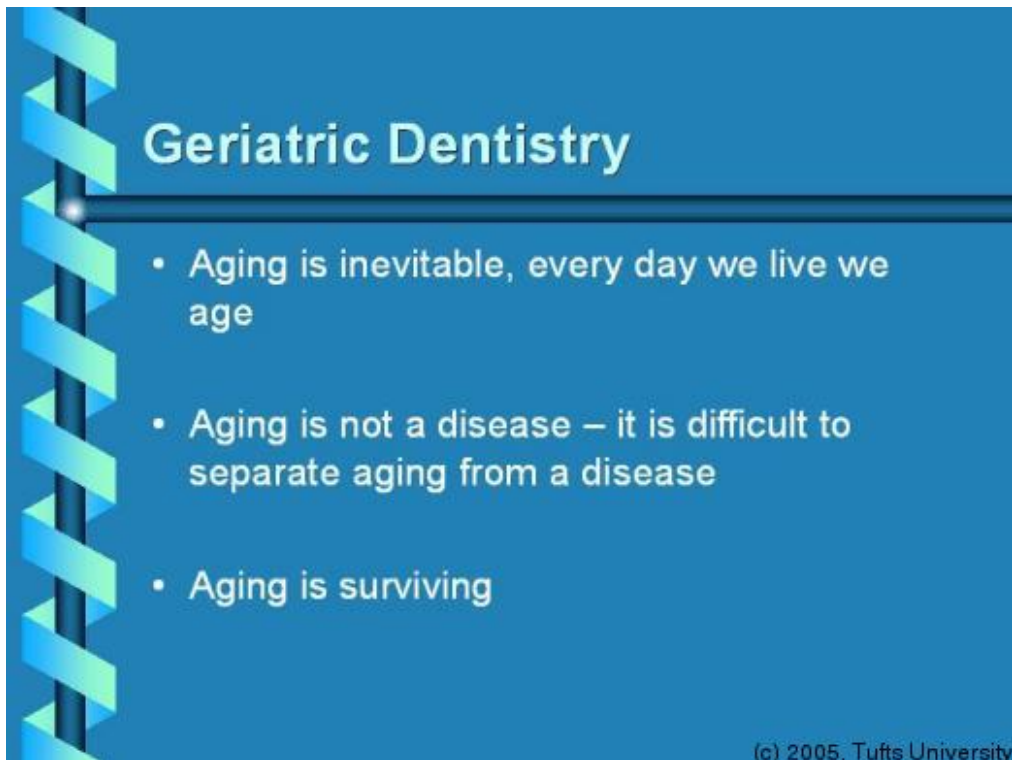


1. Teaching the Complexity of Aging



2. Geriatric Dentistry



3. Biologic Theories Of Aging

Biologic Theories Of Aging

1. Theories related to alterations in macromolecular error in protein synthesis, DNA synthesis, mutations, transcription or translation
2. Free radical Theory, Free Radicals are highly reactive atoms or molecules bearing an unpaired electron and can cause damage to:
 - a) *Structural proteins*
 - b) *Enzymes*
 - c) *Lipids*

(c) 2005, Tufts University

4. Biologic Theories Of Aging

Biologic Theories Of Aging

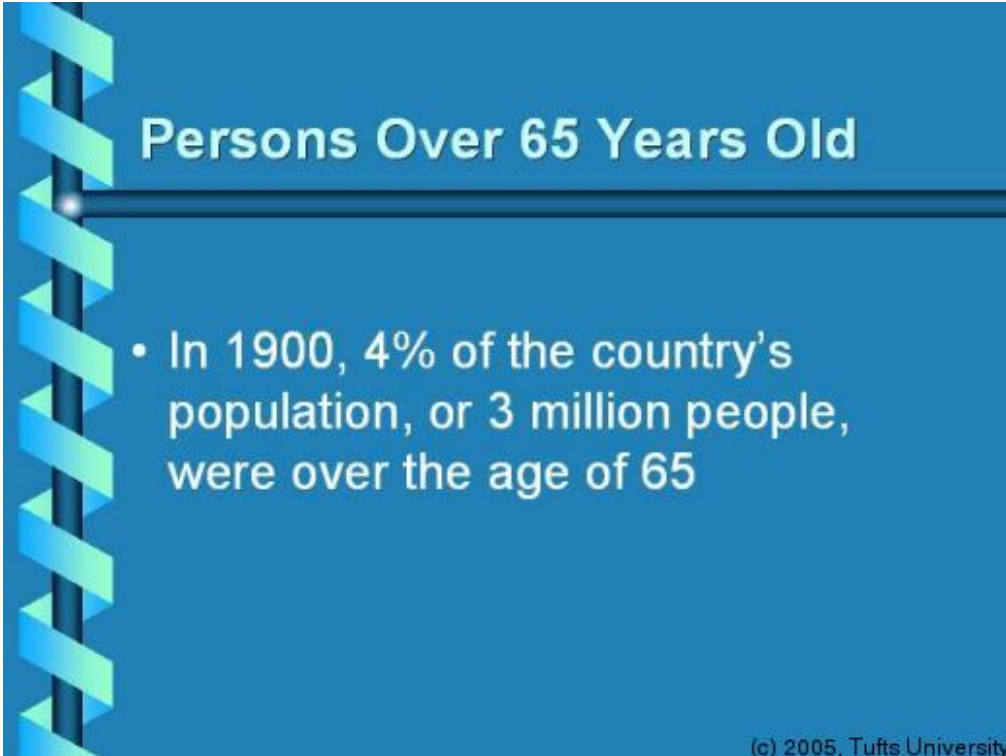
3. Organ System Theory – Pace Maker Theory
 - a) *Immune system*
 - b) *Neuroendocrine system*
4. Genetic Theory

Hayflick and Moorhead Fibroblasts in tissue culture showed a finite replicative capacity.

(c) 2005, Tufts University

5.

Persons Over 65 Years Old



A blue presentation slide with a decorative vertical border on the left side consisting of a black spiral and blue and green diagonal stripes. The title "Persons Over 65 Years Old" is at the top. A bullet point states: "In 1900, 4% of the country's population, or 3 million people, were over the age of 65". The copyright notice "(c) 2005, Tufts University" is in the bottom right corner.

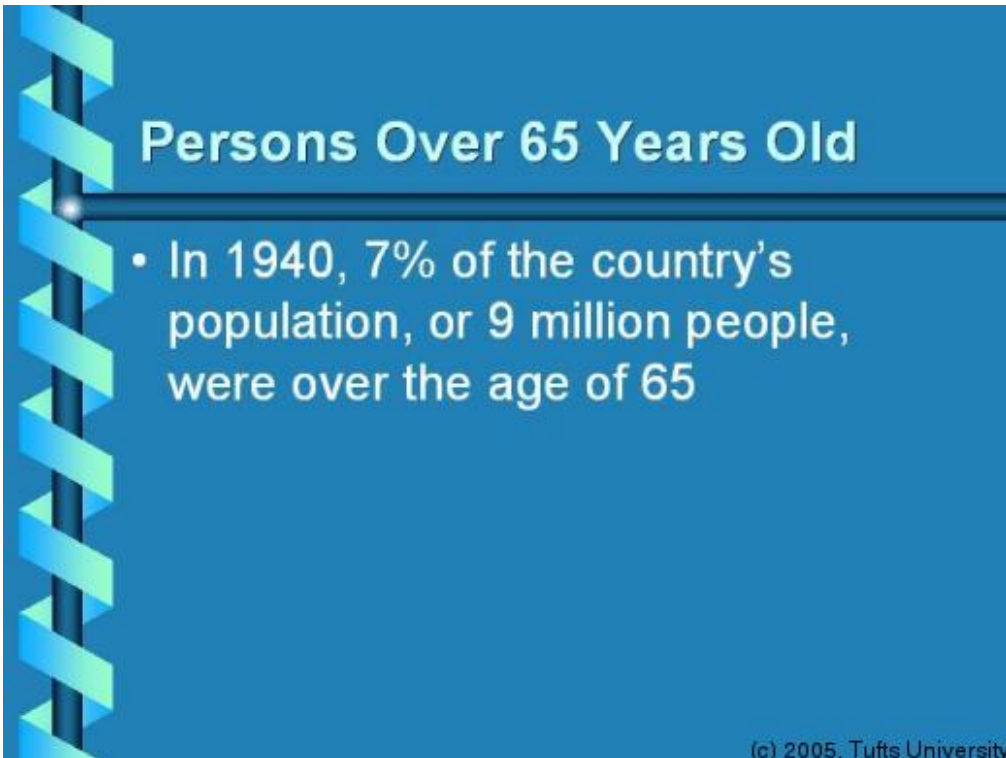
Persons Over 65 Years Old

- In 1900, 4% of the country's population, or 3 million people, were over the age of 65

(c) 2005, Tufts University

6.

Persons Over 65 Years Old



A blue presentation slide with a decorative vertical border on the left side consisting of a black spiral and blue and green diagonal stripes. The title "Persons Over 65 Years Old" is at the top. A bullet point states: "In 1940, 7% of the country's population, or 9 million people, were over the age of 65". The copyright notice "(c) 2005, Tufts University" is in the bottom right corner.

Persons Over 65 Years Old

- In 1940, 7% of the country's population, or 9 million people, were over the age of 65

(c) 2005, Tufts University

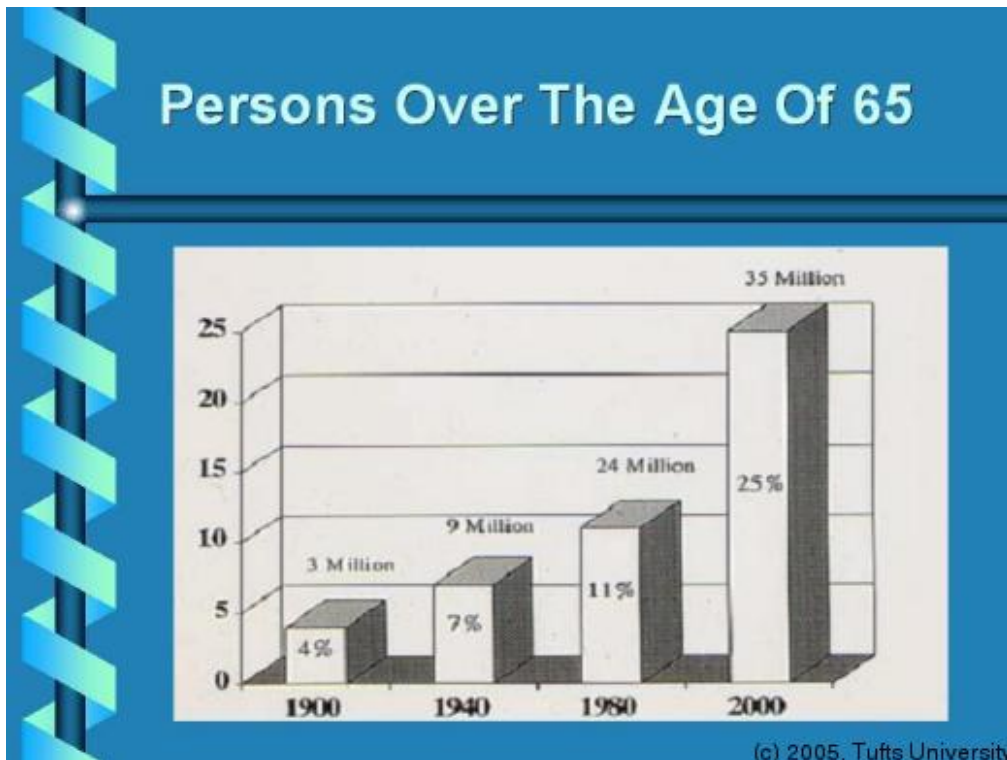
7. Persons Over 65 Years Old

Persons Over 65 Years Old

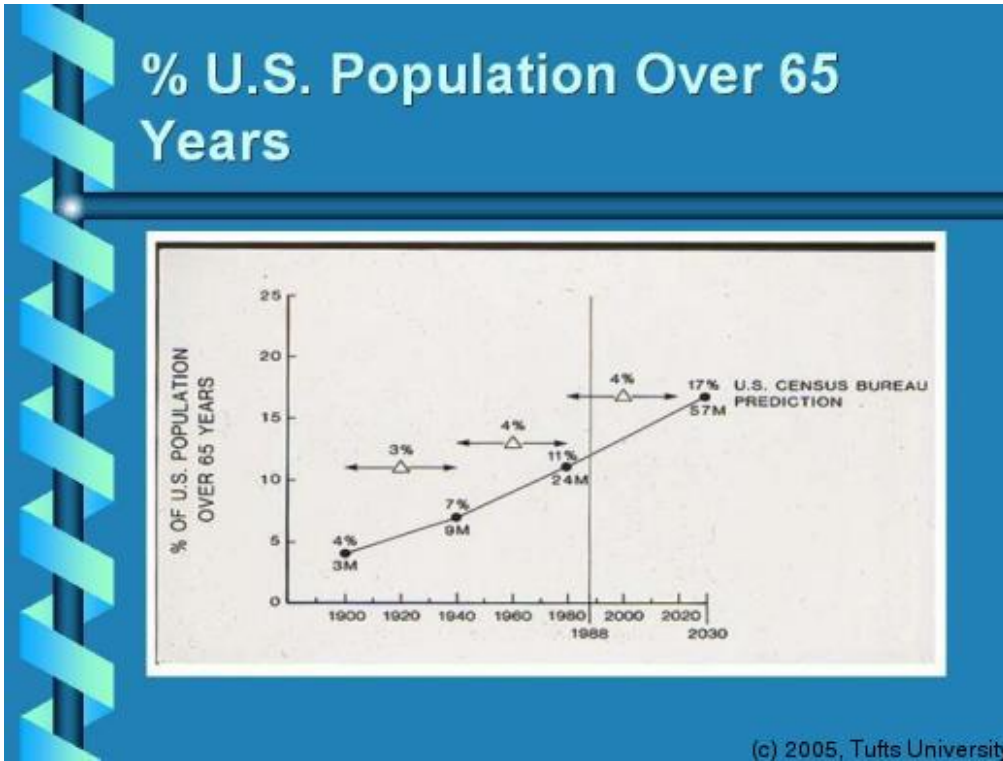
- In 1980, 11% of the country's population, or 24 million people, were over the age of 65

(c) 2005, Tufts University

8. Persons Over The Age Of 65



9. % U.S. Population Over 65 Years



10. Total and Active Life Expectancies

Total and Active Life Expectancies

Age	Total Life Expectancy (yr)		Active Life Expectancy (yr)	
	Men	Women	Men	Women
65	15-17	19-21	11-13	15-17
75	8-11	11-13	6-7	8-9
85	4-6	6	2-3	2-4
90+	1-2	<1	<1	

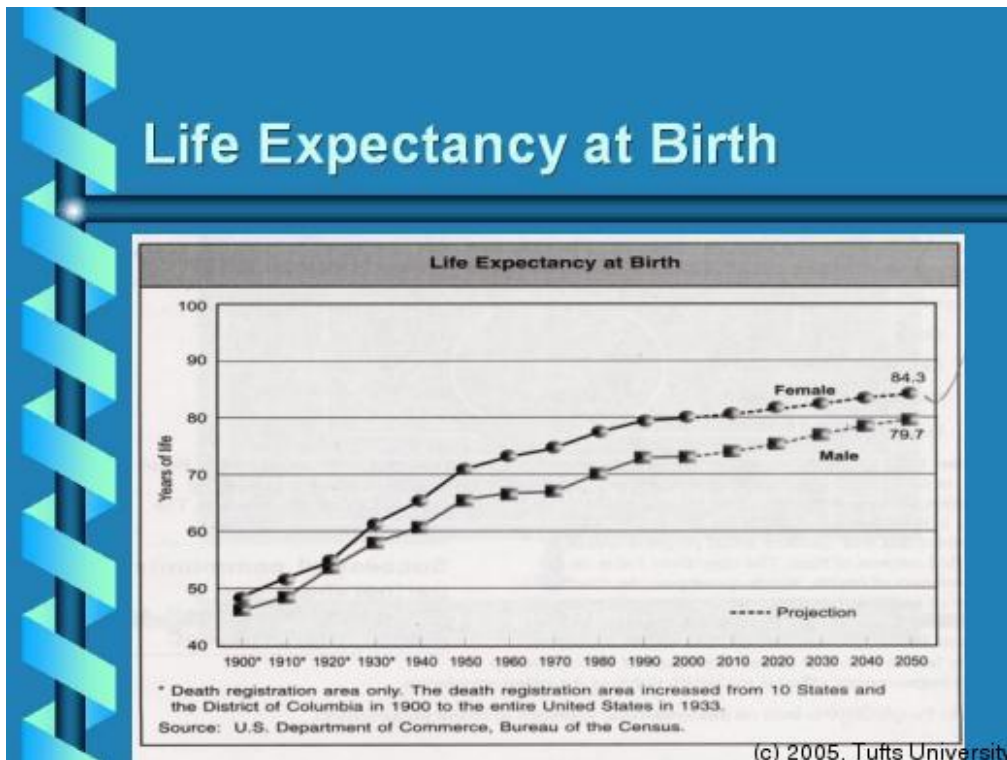
(c) 2005, Tufts University

11. Teaching Complexity of Aging: Slide 11

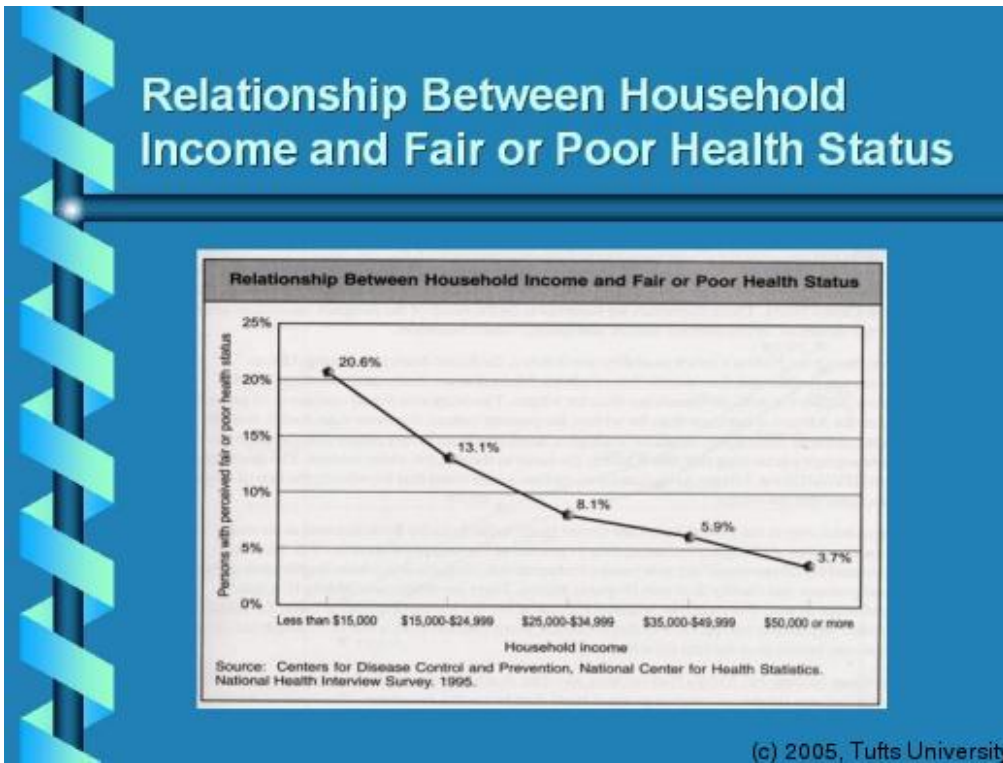
- Chronologic age can vary significantly from physiologic age.
- Individuals organs and tissues age differently

(c) 2005, Tufts University

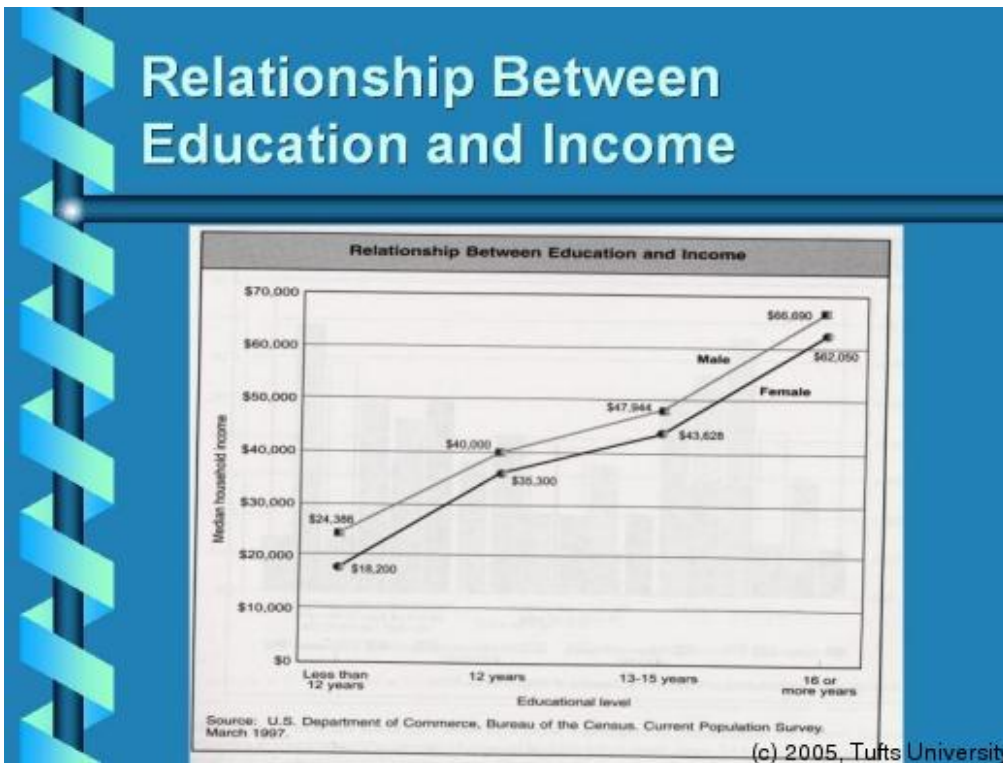
12. Life Expectancy at Birth




13. Relationship Between Household Income and Fair or Poor Health...



14. Relationship Between Education and Income



15. Teaching Complexity of Aging: Slide 15



16. Teaching Complexity of Aging: Slide 16



17. Teaching Complexity of Aging: Slide 17



18. Teaching Complexity of Aging: Slide 18



19. Teaching Complexity of Aging: Slide 19



20. Teaching Complexity of Aging: Slide 20



21. Teaching Complexity of Aging: Slide 21



22. Teaching Complexity of Aging: Slide 22



23. Teaching Complexity of Aging: Slide 23



24. Teaching Complexity of Aging: Slide 24



25. Teaching Complexity of Aging: Slide 25



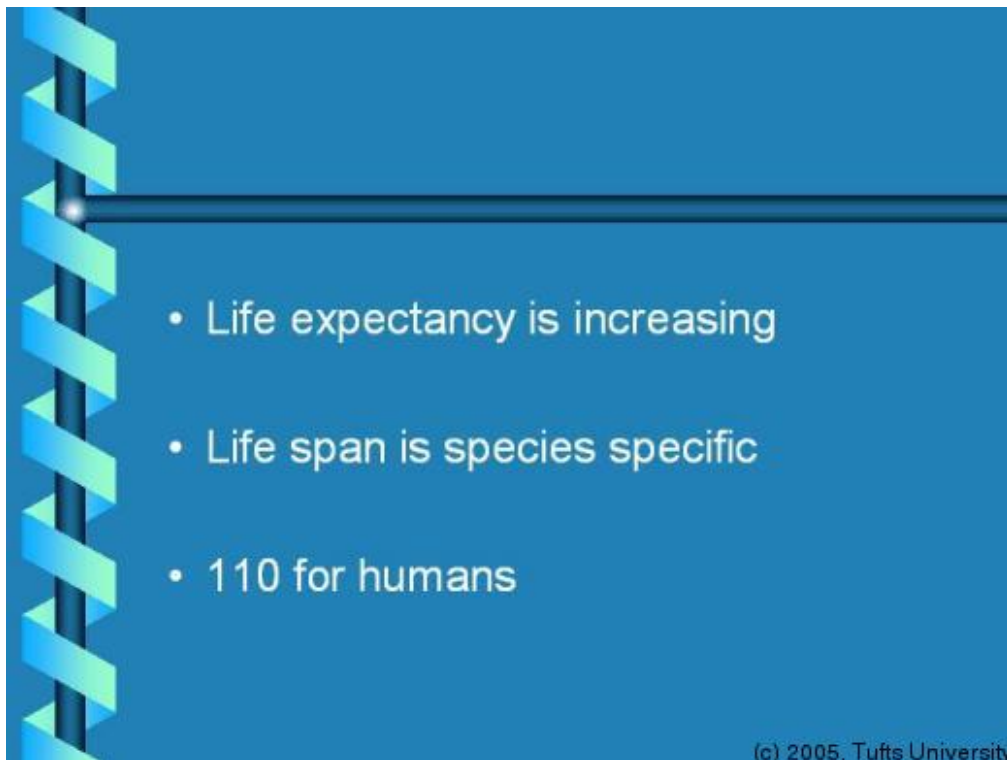
26. Teaching Complexity of Aging: Slide 26



27. Teaching Complexity of Aging: Slide 27



28. Teaching Complexity of Aging: Slide 28



29.

Multi-Disciplinary Team



Multi-Disciplinary Team

- All Dental Specialties
- Geriatrics and Gerontology
- Psychiatry
- Social Service
- Rehabilitation

(c) 2005, Tufts University


The slide features a blue background with a decorative vertical bar on the left side consisting of a series of overlapping, light blue and white diagonal stripes. The title 'Multi-Disciplinary Team' is written in a large, white, sans-serif font at the top. Below the title, a list of five bullet points is presented in white text. The copyright notice '(c) 2005, Tufts University' is located in the bottom right corner.

30.

Teaching Complexity of Aging: Slide 30



31. Teaching Complexity of Aging: Slide 31



32. Teaching Complexity of Aging: Slide 34



33.

Management Issues



Management Issues

- Physical Disabilities
- Mental Disorders
- Complex Medical Problems
- Medications
- Sensory Deficits
- Support and Financial Limitations

(c) 2005, Tufts University

34.

Teaching Complexity of Aging: Slide 36



35. Teaching Complexity of Aging: Slide 37



36. Teaching Complexity of Aging: Slide 38



37. Teaching Complexity of Aging: Slide 39



38. Teaching Complexity of Aging: Slide 40



39. Teaching Complexity of Aging: Slide 41



40. Teaching Complexity of Aging: Slide 42



41. Teaching Complexity of Aging: Slide 43



42. Teaching Complexity of Aging: Slide 44




43. Teaching Complexity of Aging: Slide 45



44. Teaching Complexity of Aging: Slide 46



45. Teaching Complexity of Aging: Slide 47



46. Teaching Complexity of Aging: Slide 48



47. Teaching Complexity of Aging: Slide 49



48. Teaching Complexity of Aging: Slide 50



49. Teaching Complexity of Aging: Slide 51



50. Teaching Complexity of Aging: Slide 52



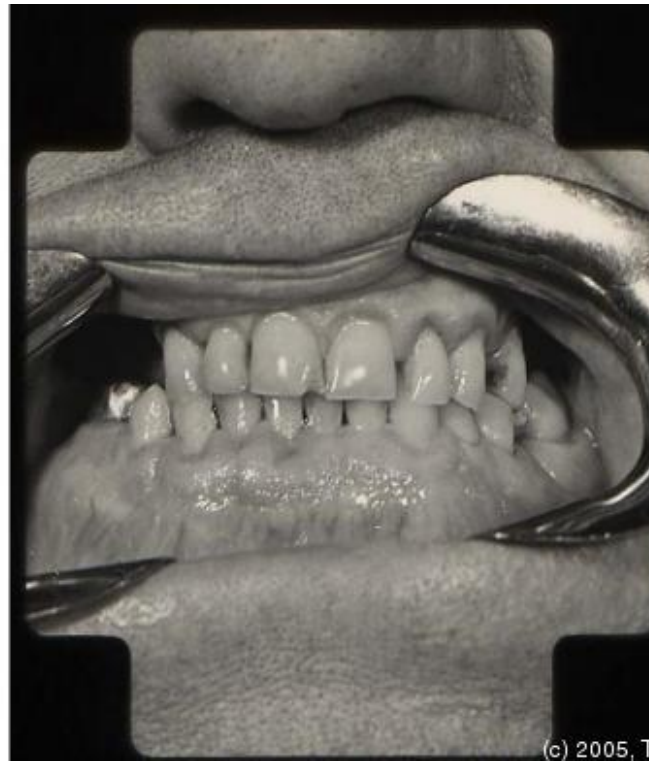
51. Teaching Complexity of Aging: Slide 53



52. Teaching Complexity of Aging: Slide 54



53. Teaching Complexity of Aging: Slide 55



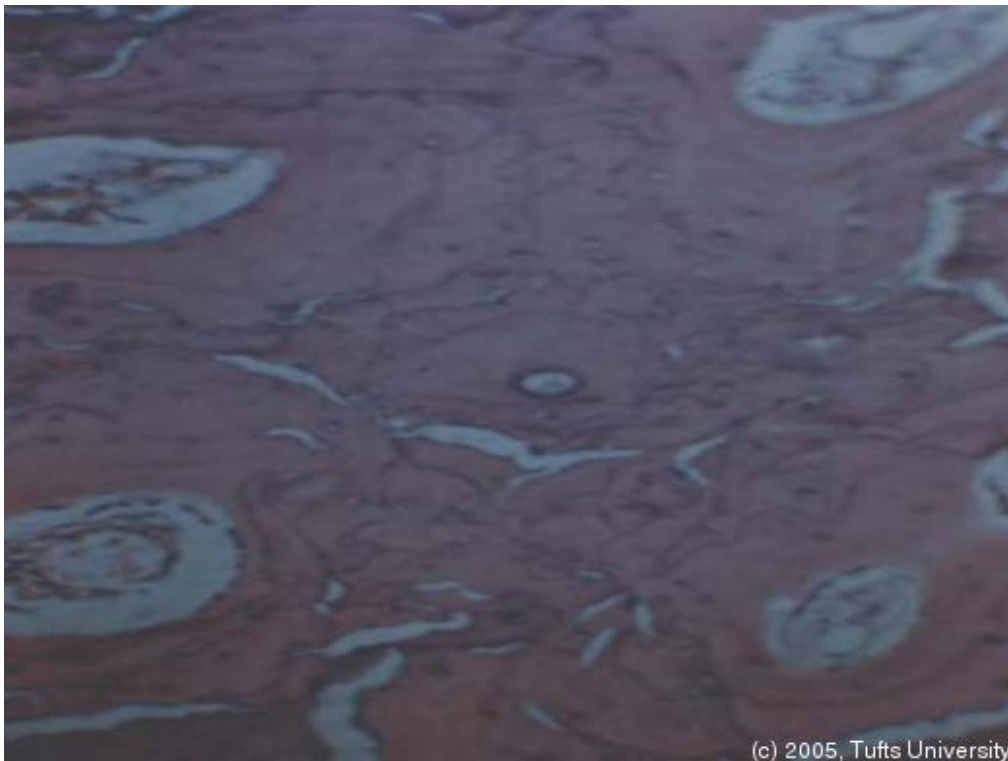
54. Teaching Complexity of Aging: Slide 56



55. Teaching Complexity of Aging: Slide 57



56. Teaching Complexity of Aging: Slide 58



57. Teaching Complexity of Aging: Slide 59



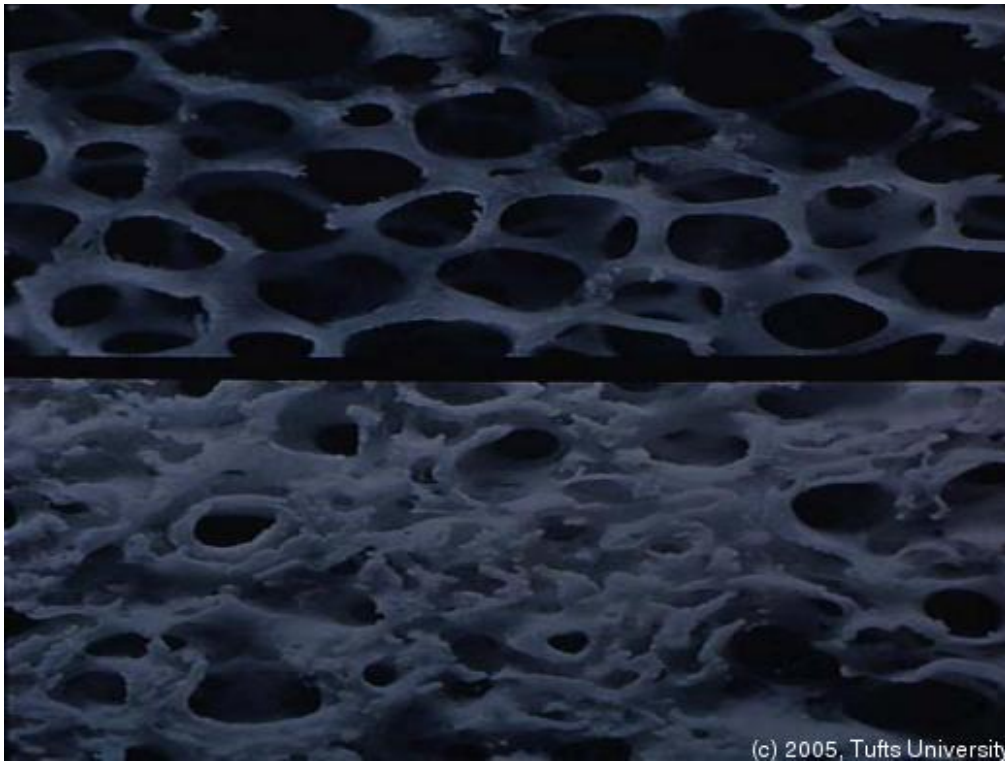
(c) 2005, Tufts University

58. Teaching Complexity of Aging: Slide 60

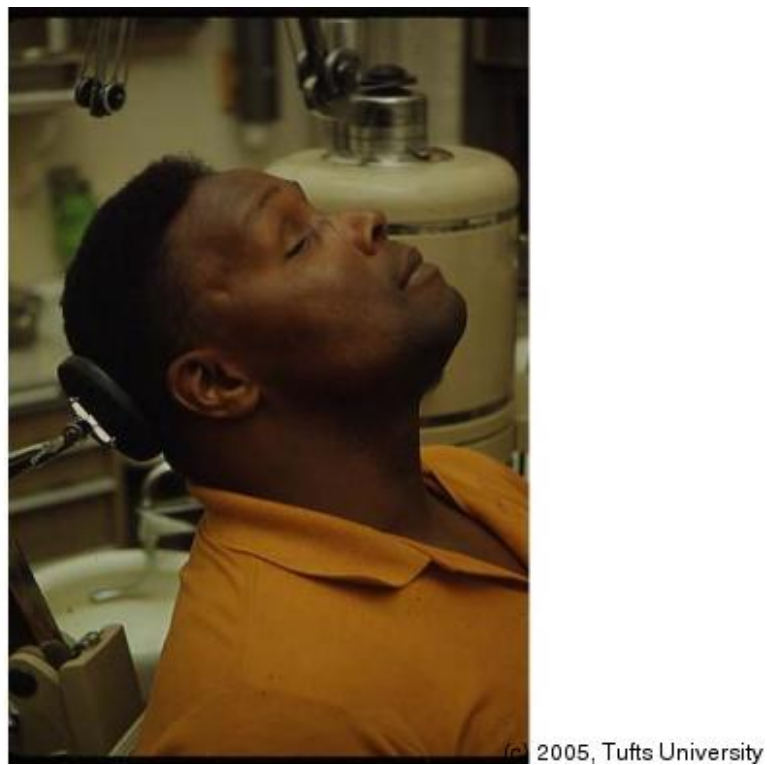


(c) 2005, Tufts University

59. Teaching Complexity of Aging: Slide 61



60. Teaching Complexity of Aging: Slide 62



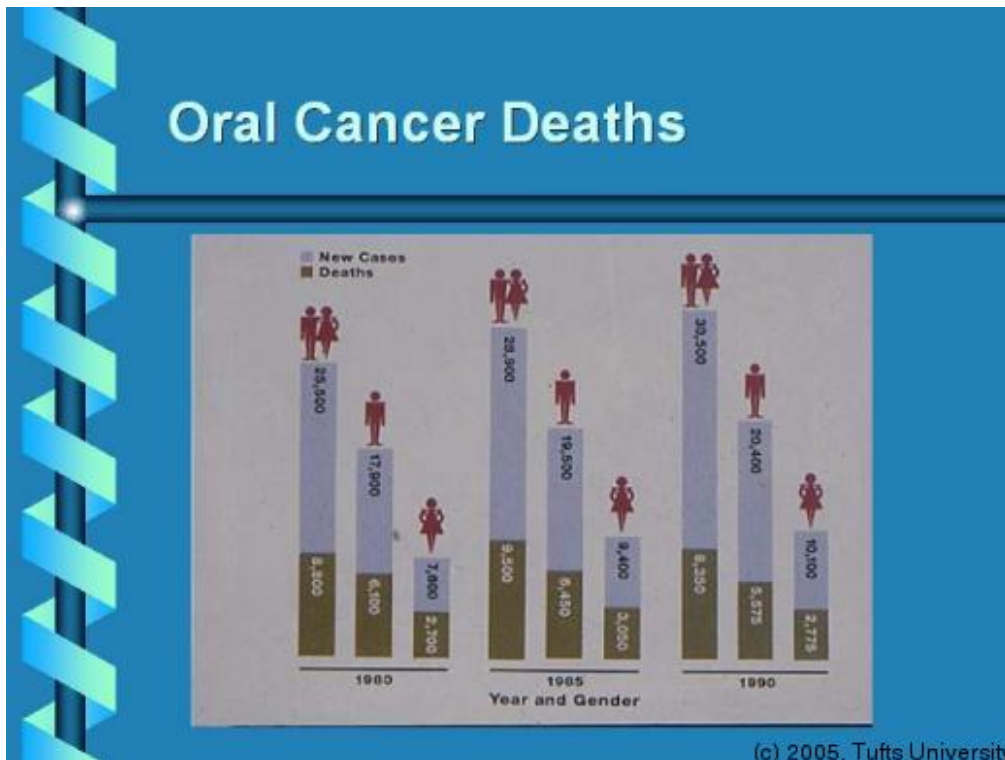
61. Major Causes of Death

Major Causes of Death

- Heart Disease
- Cancer
- Stroke
- Dementia (Alzheimer type)
- Neurological Diseases (Parkinson's Disease)

(c) 2005, Tufts University

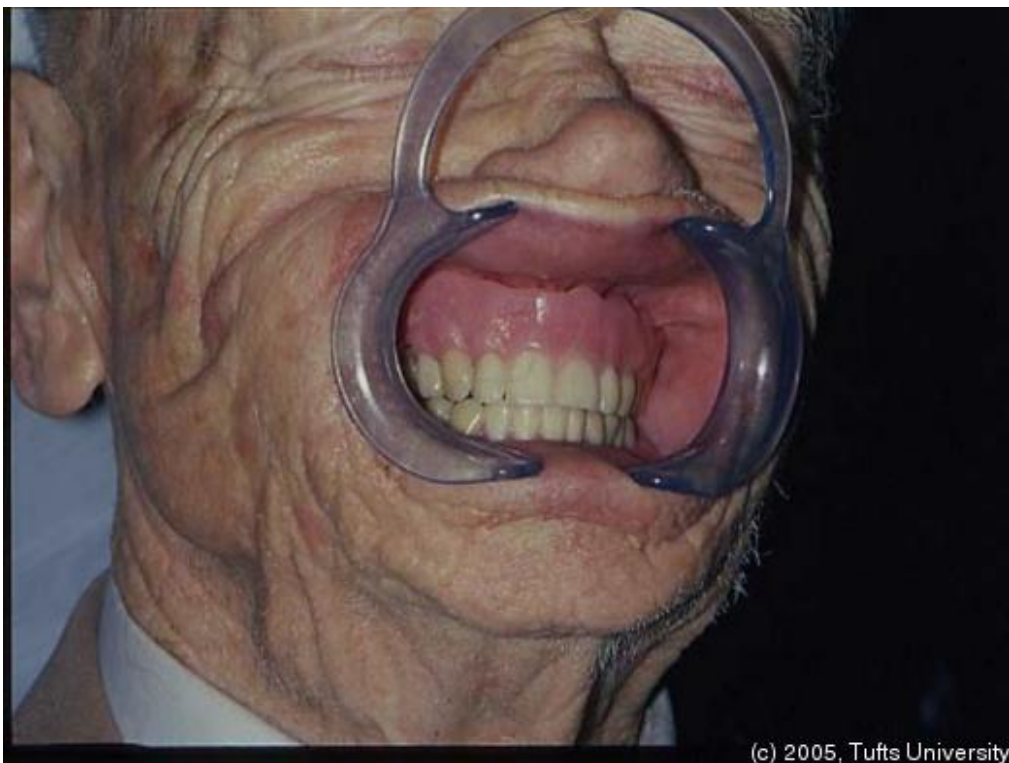
62. Oral Cancer Deaths



63. Teaching Complexity of Aging: Slide 65



64. Teaching Complexity of Aging: Slide 66

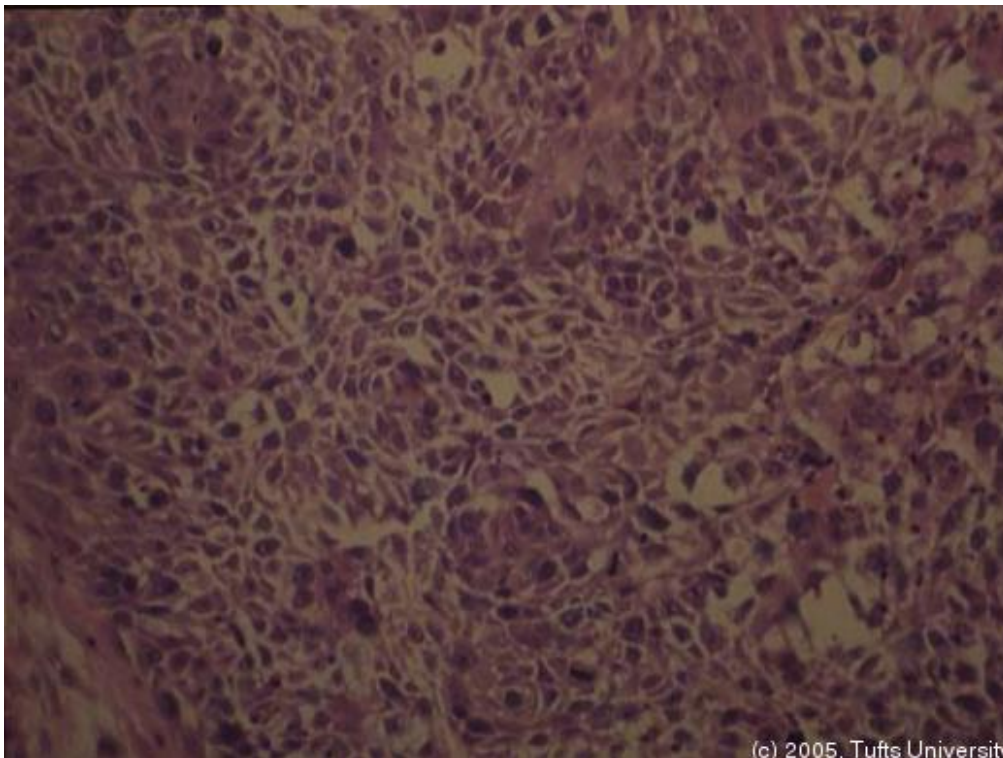


65. Teaching Complexity of Aging: Slide 67



(c) 2005, Tufts University

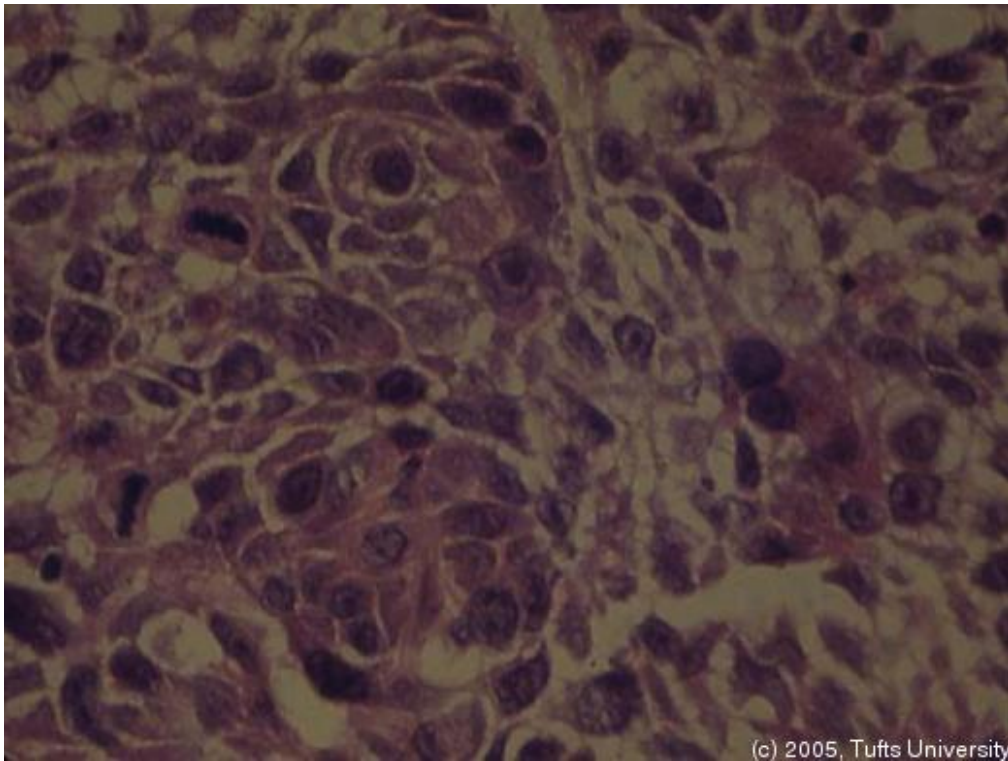
66. Teaching Complexity of Aging: Slide 68



(c) 2005, Tufts University

67.

Teaching Complexity of Aging: Slide 69



68.

Management Issues



A slide with a blue background and a decorative vertical bar on the left side. The title 'Management Issues' is at the top. Below it is a list of six bullet points.

- Physical Disabilities
- Mental Disorders
- Complex Medical Problems
- Medications
- Sensory Deficits
- Support and Financial Limitations

(c) 2005, Tufts University

69.

Multi-Disciplinary Team



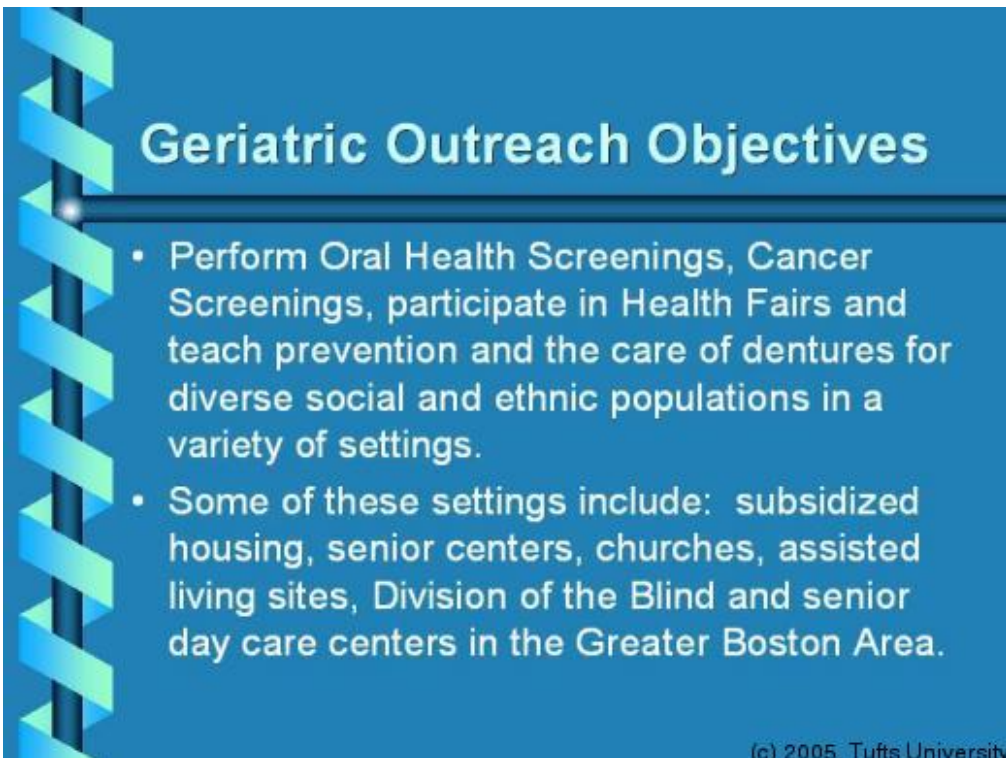
Multi-Disciplinary Team

- All Dental Specialists
- Geriatrics and Gerontology
- Psychiatry
- Social Services
- Rehabilitation Team

(c) 2005, Tufts University

70.

Geriatric Outreach Objectives



Geriatric Outreach Objectives

- Perform Oral Health Screenings, Cancer Screenings, participate in Health Fairs and teach prevention and the care of dentures for diverse social and ethnic populations in a variety of settings.
- Some of these settings include: subsidized housing, senior centers, churches, assisted living sites, Division of the Blind and senior day care centers in the Greater Boston Area.

(c) 2005, Tufts University

71. Teaching Complexity of Aging: Slide 73



72. Teaching Complexity of Aging: Slide 74



73. Teaching Complexity of Aging: Slide 75



74. Teaching Complexity of Aging: Slide 76



75. Teaching Complexity of Aging: Slide 77



76. Teaching Complexity of Aging: Slide 78



77. Teaching Complexity of Aging: Slide 79



78. Teaching Complexity of Aging: Slide 80



79. Teaching Complexity of Aging: Slide 81



80. Teaching Complexity of Aging: Slide 82



81. Teaching Complexity of Aging: Slide 83



82. Teaching Complexity of Aging: Slide 84



83. Teaching Complexity of Aging: Slide 85



84. Teaching Complexity of Aging: Slide 86



85. Teaching Complexity of Aging: Slide 87



86. Restoring and Maintaining Oral Health for our Graying Popula...

Restoring and Maintaining Oral Health for our Graying Population

- Oral health can be maintained throughout life.
- With good care and prevention, teeth can be maintained, restored and replaced to insure an adequate nutrition.
- Oral health and general health are inter-related.
- The dentist is an important member of the health delivery team.
- Life span for human is 110 years. Health span is increasing. Active life span is increasing
- Chronology and physiology often do not relate.

(c) 2005, Tufts University

87.

Teaching Complexity of Aging: Slide 89

